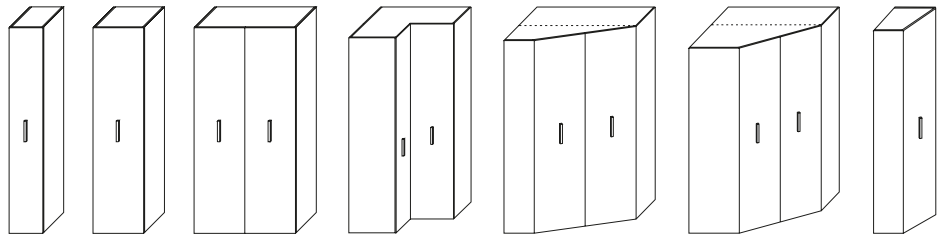


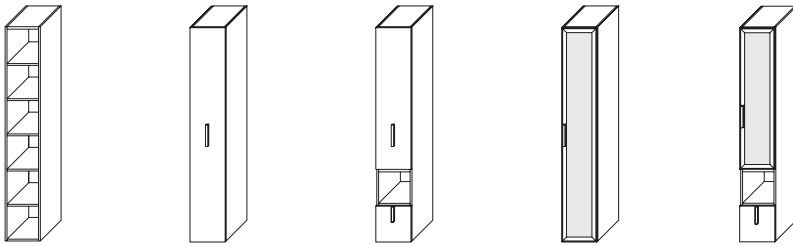


STORAGE UNIT / WARDROBE

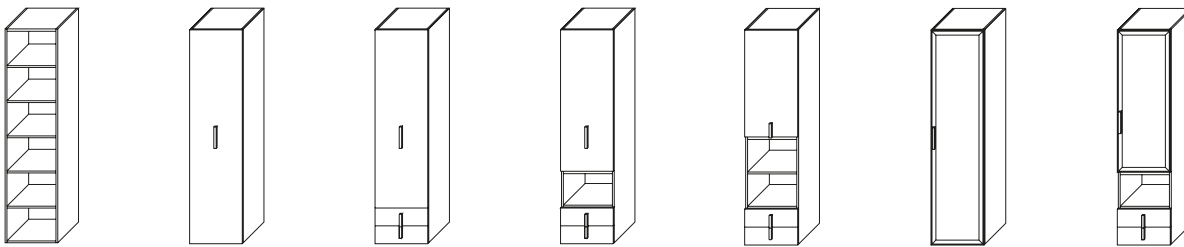


STORAGE UNIT CONFIGURATIONS

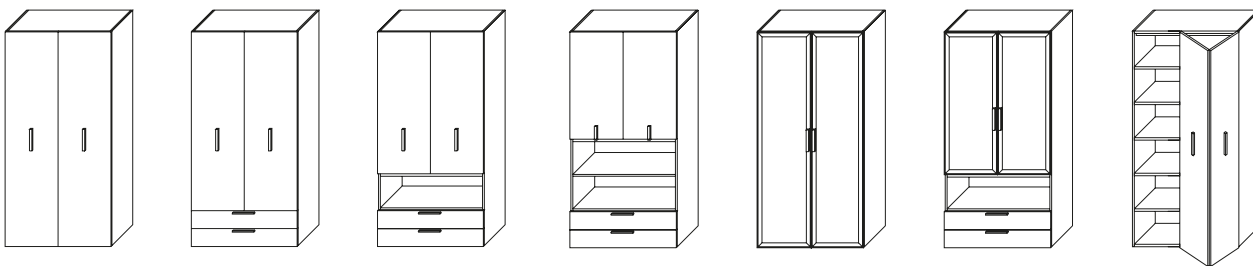
L 36 cm x P 35-62,3 cm x H 220-256,1 cm



L 54 cm x P 35-62,3 cm x H 220-256,1 cm



L 108 cm x P 35-62,3 cm x H 220-256,1 cm



AVAILABLE FINISHES

STRUCTURE - Melamine white, oak sabbia, oak moro, perla, tortora. Lacquered as per Cleicoloursystem.

OUTSIDE FINISH OF SIDE PANELS - Lacquered as per Cleicoloursystem. Wooden finishes: walnut wood and oak wood.

FRONT - Melamine white, oak sabbia, oak moro, perla, tortora. Lacquered as per Cleicoloursystem. White dialux. 2-3 sections multicolour lacquered. Wooden finishes: walnut wood and oak wood.

GLASS DOORS - Frosted glass, smoked mirror, lacquered glass, frosted mirror (Silver), transparent glass, white lacquered mirror.

GLOSSY DIALUX DOORS - Glossy white dialux finish with lacquered grooves.

HANDLELESS DOORS - Melamine white, oak sabbia, oak moro, perla, tortora. Lacquered as per Cleicoloursystem. White dialux. Vertical handleless door lacquered as per Cleicoloursystem.

Inside fittings for any storage units 62,3 cm deep - cm 220 high:

- in H 220 cm: 1 shelf 4 cm thick + 1 hanging bar
- In H 256,1 cm: 1 shelf 4 cm thick + 2 hanging bars.

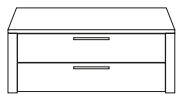
INSIDE FITTINGS FOR STORAGE UNIT / CORNER UNIT/ WALK IN CLOSET



INNER CHEST OF DRAWERS

Metal rails with soft-closing system, structure in multilayer birch

Available with applied handle.



2 drawers



4 drawers



6 drawers

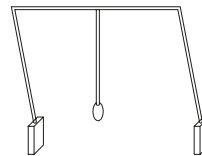
INSIDE FITTINGS ONLY FOR STORAGE UNIT



Telescopic shoes rack

W. from 46 to 70 x D. 19,5 x H 8,8 cm

W. from 80 to 110 x D. 19,5 x H 8,8 cm



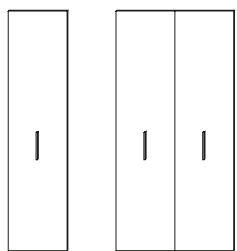
Tilting hanging bar

W. from 77 to 120 cm

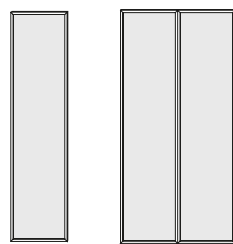
AVAILABLE FINISHES

Melamine white, oak sabbia, perla, tortora.

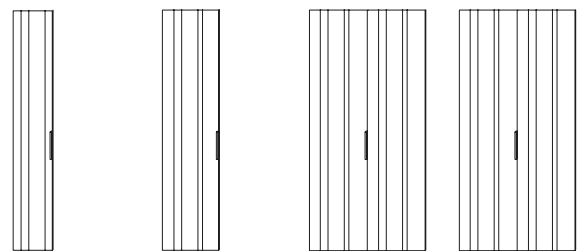
DOORS



Wooden hinged or folding doors.

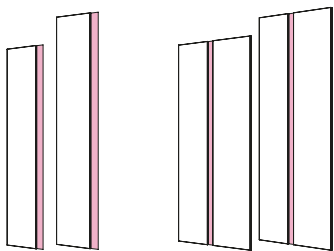


Hinged or folding glass doors with aluminium frame.



Doors in dialux finish with grooves, flushing handle.


On doors cm 220 and cm 256,1 high.



Handleless hinged doors 220 and 256,1 cm high.

AVAILABLE FINISHES FOR HANDLE

Anodized aluminium Lacquered as per Cleicoloursystem.



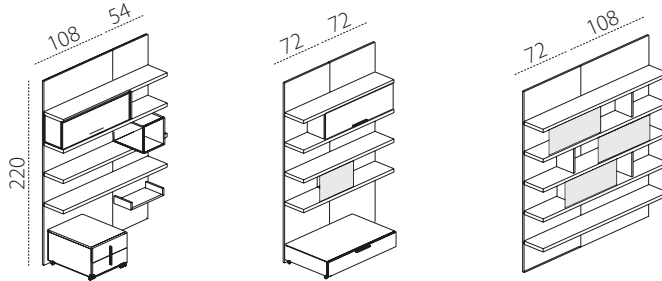
MULTICOLOUR

Combinations as per Cleicoloursystem. Handle M33-ML38. On doors 220 cm high.



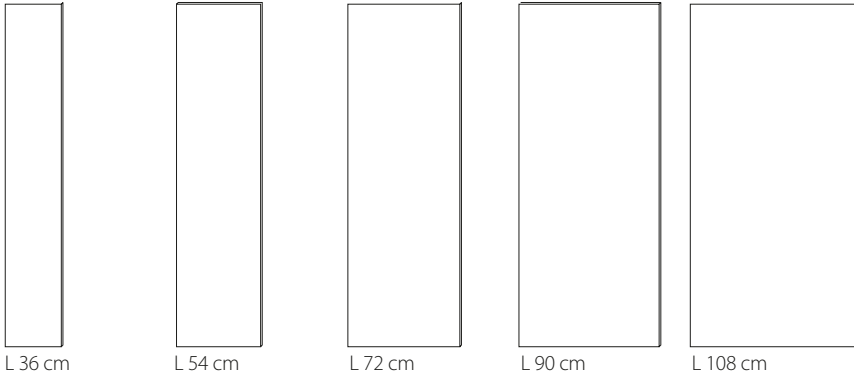
BOISERIE

Customizable modular vertical panels with shelves and accessories. The panels can be integrated with transformable systems.



BOISERIE PANEL

Thickness mm. 22 Height from floor 12 mm. by adjustable feet. H panel cm 218,8

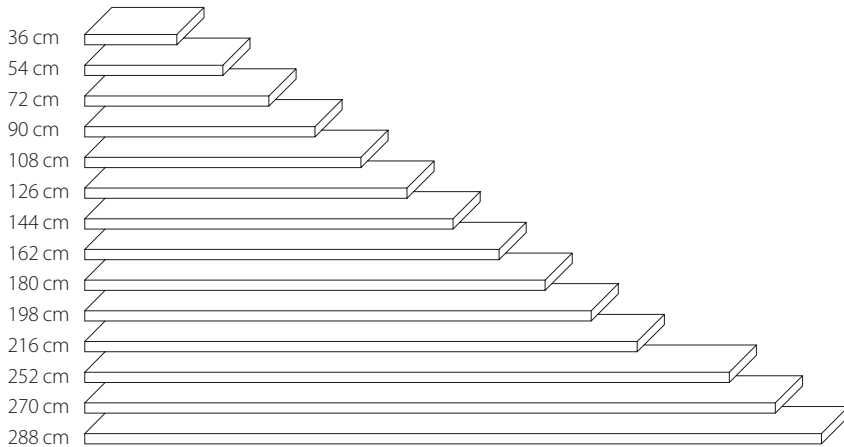


AVAILABLE FINISHES

Melamine white, oak sabbia, oak moro, perla, tortora. Lacquered as per Cleicoloursystem. Wooden finishes: walnut wood, oak wood. Glossy white Dialux.

BOISERIE SHELVES

Thickness cm 4. D cm 28,7




AVAILABLE FINISHES

Melamine white, oak sabbia, oak moro, perla, tortora. Lacquered as per Cleicoloursystem. Wooden finishes: walnut wood, oak wood.

BOISERIE SHELVES WITH LATERAL SIDES

Thickness 2,2 cm - D 25cm - H lateral sides 8,7cm.



L 34,8 cm L 52,8 cm L 70,8 cm



L 88,8 cm L 106,8 cm

AVAILABLE FINISHES

Melamine white, oak sabbia, oak moro, perla, tortora. Lacquered as per Cleicoloursystem.

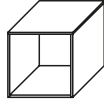
FITTINGS FOR BOISERIE



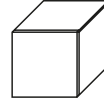
L 72 x P 27,6
H 32,1 cm



L 108 x P 27,6 H 32,1 cm



L 32,1 x P 35 H 32,1 cm



L 32,1 x P 37,2 H 32,1 cm



L 2,2 x P 25,3 H 32,1 cm

Storage element with tilting door to be inserted between two shelves, with applied handle or touch-latch

Deeper box between two shelves

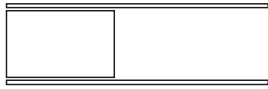
Deeper box with door between two shelves

Separation little panel between two shelves. To be used just in case of sliding doors, 54 cm far from shelf ending.

SLIDING DOOR BETWEEN 2 SHELVES

With rails in the needed length. Th. 2 cm

L 54 x H 33,4 cm



L 81 x H 33,4 cm



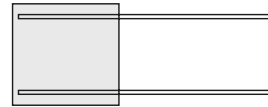
L 108 x H 33,4 cm



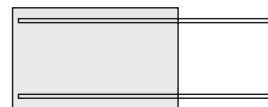
SLIDING DOOR OUTSIDE TWO SHELVES

With rails in the needed length.


L 72 x H 54 cm



L 90 x H 54 cm



L 108 x H 54 cm



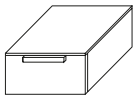
AVAILABLE FINISHES

Melamine white, oak sabbia, oak moro, perla, tortora. Lacquered as per Cleicoloursystem. Lacquered glass, lacquered glass mirror.

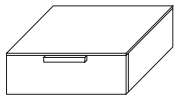
AVAILABLE FINISHES

Lacquered glass, white lacquered mirror, writable slate lacquer.

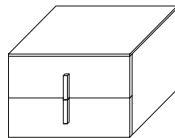
UNIT WITH DRAWER



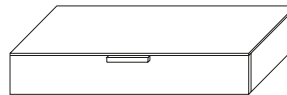
L 36 x P 66,6
H 18,2 cm




L 54 x P 66,6
H 18,2 cm



L 54 x P 66,6
H 36,4 cm



L 108 x P 66,6 H 18,2 cm



L 108 x P 66,6 H 36,4 cm

AVAILABLE FINISHES

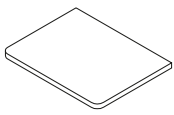
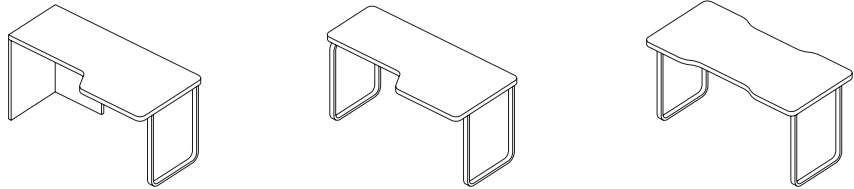
Melamine white, oak sabbia, oak moro, perla, tortora. Lacquered as per Cleicoloursystem.

AVAILABLE FINISHES

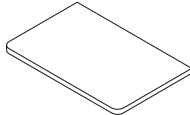
Melamine white, oak sabbia, oak moro, perla, tortora. Lacquered as per Cleicoloursystem. Wooden finishes: walnut wood, oak wood.

DESK

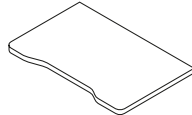
Fixed, linear, shaped desks, with equipments and PC accessories. The desks can be integrated with storages and panel systems.



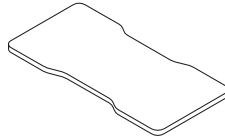
W 90 x D 70 cm



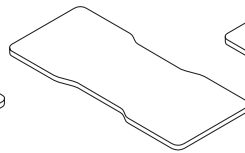
W 108 x D 70 cm



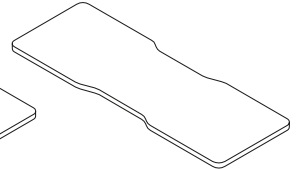
W 108 x D 70 cm



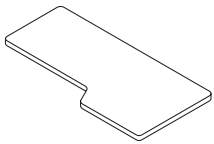
W 144 x D 70 cm



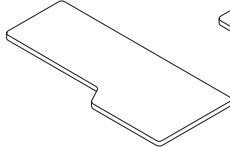
W 162 x D 70 cm



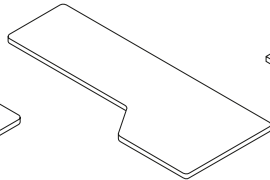
W 198 x D 70 cm



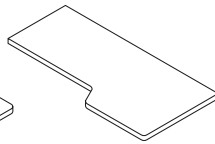
W 144 x d 54-70 cm
Writing desk. With all rounded corners.



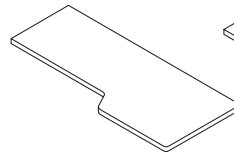
W 162 x d 54-70 cm
Writing desk. With all rounded corners.



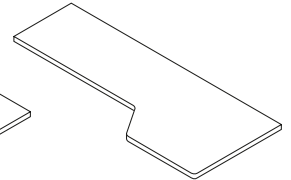
W 198 x d 54-82 cm
Writing desk. With all rounded corners.



W 144 x d 54-70 cm
Writing desk. With rounded front corners.



W 162 x d 54-70 cm
Writing desk. With rounded front corners.

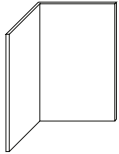


W 198 x d 54-82 cm
Writing desk. With rounded front corners.


FITTINGS



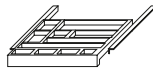
H 71,6 cm
metal leg



W 35 x 54 H 71,6 cm
wooden leg



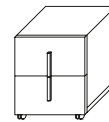
W 52 x D 24 cm
keyboard tray



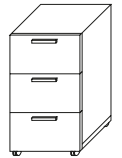
W 41,4 x D 50 cm
Sliding stationery



W 23 x D 47 cm
Tray on wheels
for PC tower



W 36 x D 45 H 41,6 cm
Chest of 2 drawers on wheels



W 36 x D 45 H 59,8 cm
Chest of 3 drawers on wheels

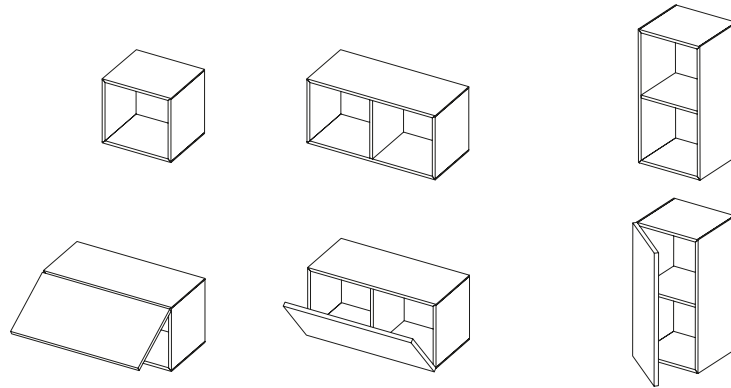
AVAILABLE FINISHES

Melamine white, oak sabbia, oak moro, perla, tortora. Lacquered as per Cleicoloursystem.

WALL HANGING

Vertical and horizontal wall units with backs and one and two open compartments including door. Vertical hinged door, horizontal flap door and transom.

The backrests can be customized with different color variations from the structure and prints.

**AVAILABLE FINISHES**

STRUCTURE - Melamine white or lacquered as per Cleicoloursystem.

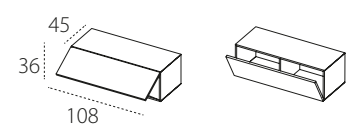
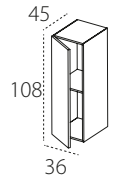
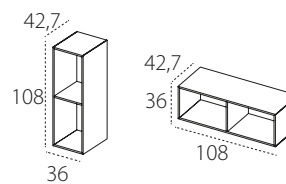
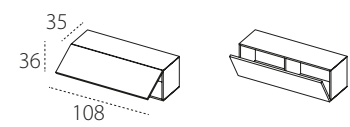
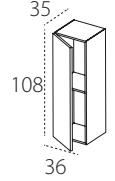
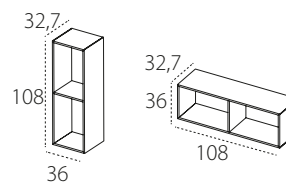
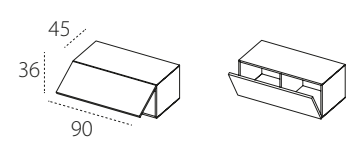
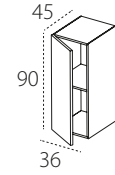
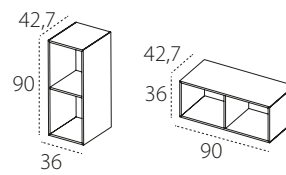
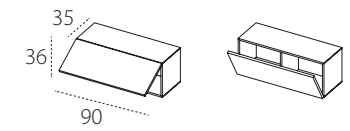
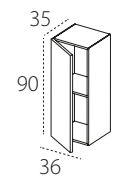
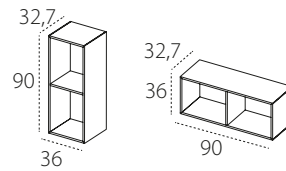
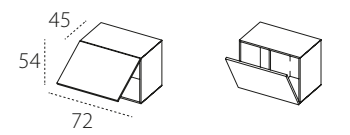
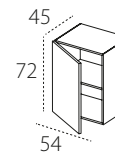
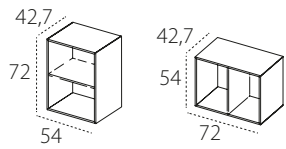
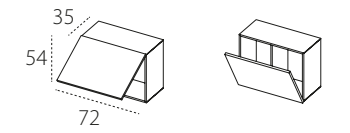
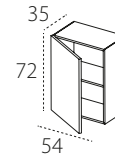
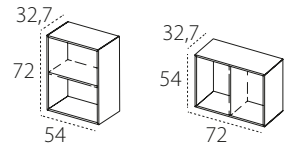
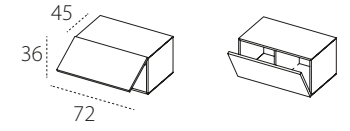
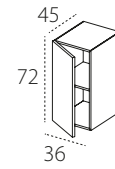
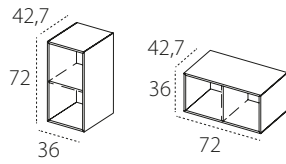
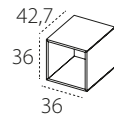
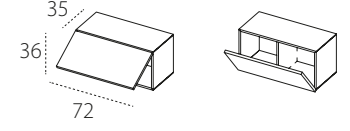
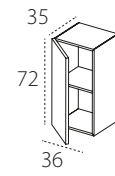
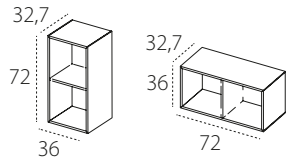
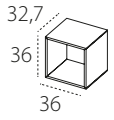
BACK PANEL - Melamine white, lacquered as per Cleicoloursystem and with printed decoration.

SQUARED OPEN WALL UNITS

VERTICAL AND HORIZONTAL OPEN WALL UNITS

VERTICAL WALL UNITS WITH HINGED DOOR

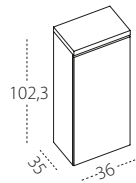
HORIZONTAL WALL UNITS WITH FLAP DOWN OR UP DOOR



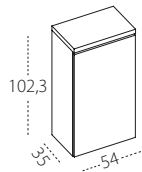


CABINETS BESIDE KALI 90

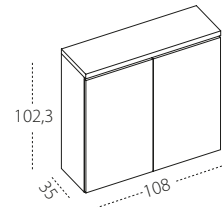
- Units with two inner shelves
- Upper top cm 40
- Whole upper top for elements side by side
- Adjustable feet cm 12
- Touch latch opening for doors or applied handle
- Soft closing hinges for doors



1 door cabinet W. cm 36



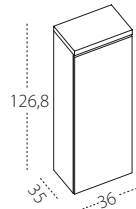
1 door cabinet W. cm 54



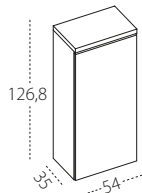
2 doors cabinet W. cm 108

CABINETS BESIDE KALI 120

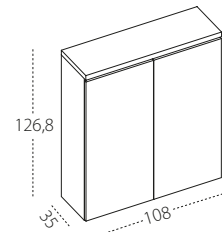
- Units with two inner shelves
- Upper top cm 40
- Whole upper top for elements side by side
- Adjustable feet cm 12
- Touch latch opening for doors or applied handle
- Soft closing hinges for doors



1 door cabinet W. cm 36



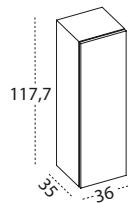
1 door cabinet W. cm 54



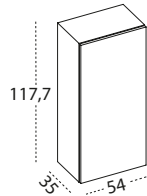
2 doors cabinet W. cm 108

WALL HANGING ELEMENTS

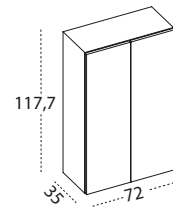
- 2 inner shelves
- Touch latch opening for doors or applied handle
- Soft closing hinges for doors



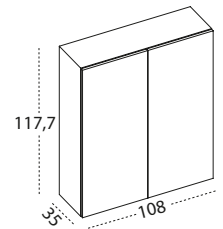
1 door wall unit W. cm 36



1 door wall unit W. cm 54



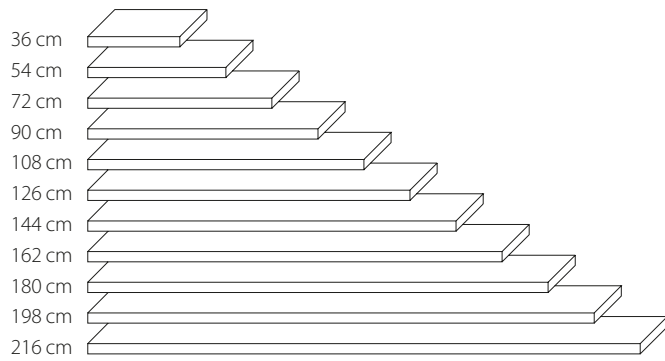
2 doors wall unit W. cm 72



2 doors wall unit W. cm 108

UPPER TOP FOR CABINET

Thickness cm 4. D cm 35

**AVAILABLE FINISHES**

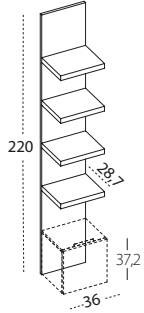
STRUCTURE AND TOP - Melamine white, oak sabbia, oak moro, perla, tortora. Lacquered as per Cleicoloursystem.

DOOR - melamine white, oak sabbia, oak moro, perla, tortora. Lacquered as per Cleicoloursystem. White dialux. Wooden finishes: walnut wood and oak wood.



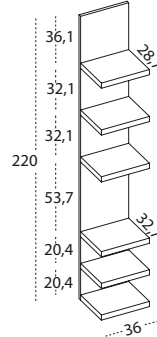
BOISERIE WITH SHELVES AND ARRANGEMENT FOR UNIT WITH TILTING DOOR

Elements W cm 36-54-72-108
Shelves D cm 28,7



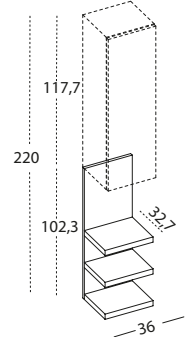
BOISERIE WITH SHELVES ON FLOOR

Elements W cm 36-54-72-108 with
N° 3 Shelves D cm 28,7 and con N° 3
Shelves D cm 32,7



BOISERIE WITH SHELVES

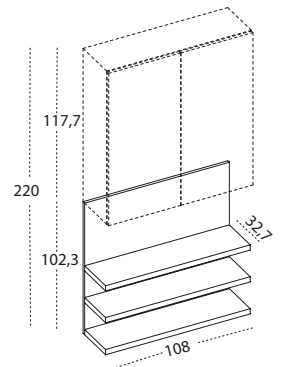
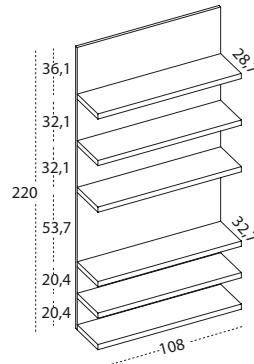
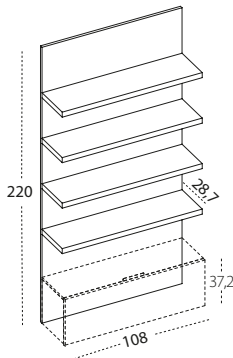
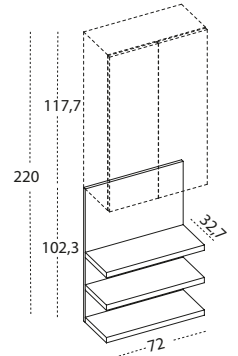
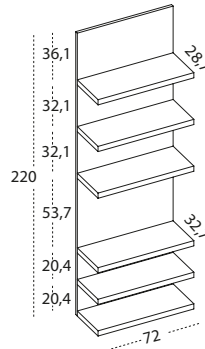
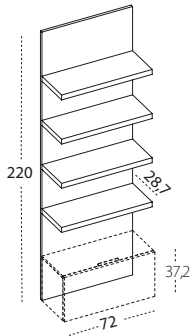
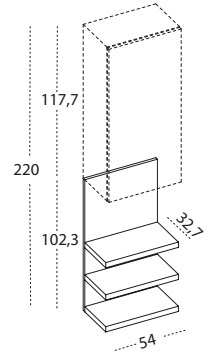
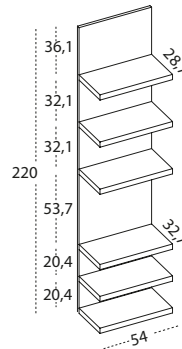
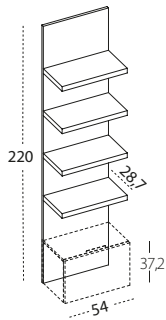
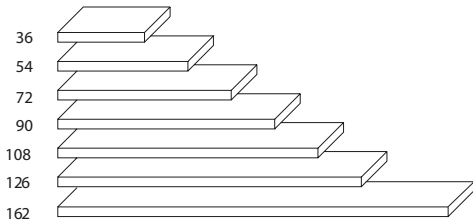
Elements W cm 36-54-72-108
Shelves D cm 32,7



SHELVES BOISERIE

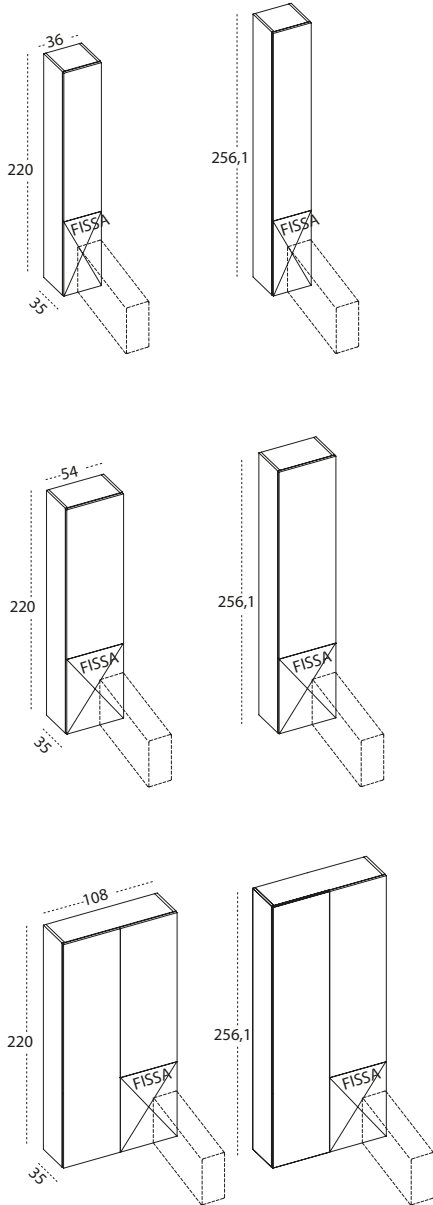
Thickness cm 4

The shelves must be placed only on boiserie wall panel behind the sofa Tango



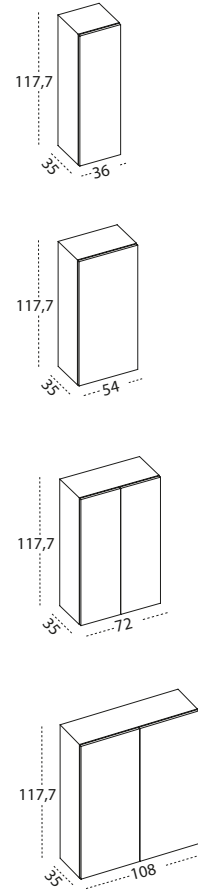
SPECIAL STORAGE UNIT

Unit with 1 upper hinged door and 1 lower fixed door, to be placed behind the Tango sofa armrest.

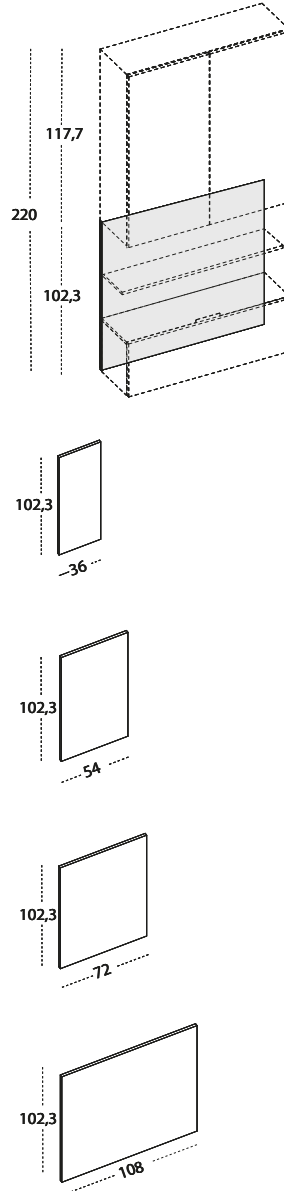


WALL HANGING UNIT

- 2 inside shelves
- Touch latch opening for doors
- Soft closing hinges for doors

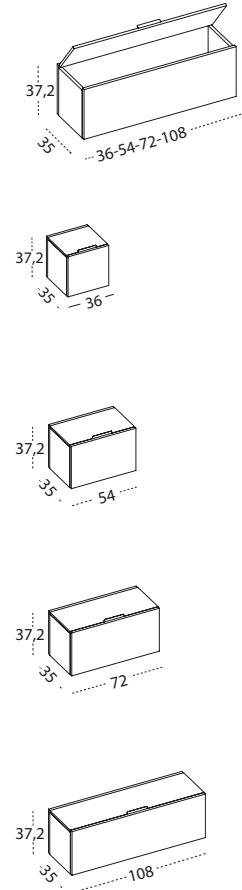


WALL PANEL



BASE UNIT WITH TILTING DOOR

- To be placed in the space between bed and sofa, or independent.
- Specify if the base is against wall or boiserie panel
- Only handle W016 available



AVAILABLE FINISHES

BASE UNIT WITH TILTING DOOR - Melamine white, oak sabbia, oak moro, perla, tortora. Lacquered as per Cleicoloursystem.

BOISERIE PANEL - Melamine white, oak sabbia, oak moro, perla, tortora. Lacquered as per Cleicoloursystem. White dialux. Wooden finishes: walnut wood and oak wood.

BOISERIE SHELVES - Melamine white, oak sabbia, oak moro, perla, tortora. Lacquered as per Cleicoloursystem. Wooden finishes: walnut wood and oak wood.

STRUCTURE FOR SPECIAL STORAGE UNIT - Melamine white, oak sabbia, oak moro, perla, tortora. Lacquered as per Cleicoloursystem.

DOOR FOR SPECIAL STORAGE UNIT - Melamine white, oak sabbia, oak moro, perla, tortora. Lacquered as per Cleicoloursystem. White dialux. Wooden finishes: walnut wood and oak wood.