

COMBINATIONS

	P01	M10	M22	ML11	ML38	M33	W016	W032	W117	D55	MB654	G30	G80
WOODEN DOORS	●	●	●	●	●	●	●	●	●	●	Glossy white Dialux	●	●
DOORS WITH ALU FRAME	●												
DRAWER	●	●	●	●	●	●	●	●					
UNIT WITH DRAWER	●	●	●	●	●	●	●	●					
CHEST OF DRAWERS ON WHEELS	●	●	●	●		●	●	●					
CABINETS	●	●	●	●	●	●	●	●	●				
UPPER FURNITURE UNITS	●	●	●	●	●	●	●						
WALL UNITS FOR KALI AND TANGO*		●				●	●	●					

* Except wall unit with "push-pull" opening



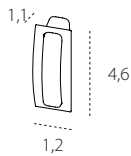
HANDLE GROUP "MA" KNOB P01

For doors and drawers
Compulsory for glass doors
Dimensions: \varnothing 1,2 cm x D 2,1 cm
Satinized finish



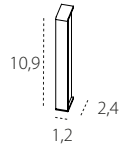
HANDLE GROUP "MI" HANDLE M15

Only on Kali Ponte - Kali Ponte Board - Kali Ponte Sofa
Dimensions: 4,6 x 1,1 x 1,2 cm
Finish: Alluminium

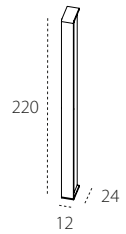


HANDLE GROUP "MA"
HANDLE M10

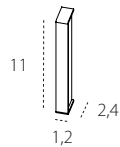
Short bar
For doors and drawers
Dimensions: 10,9 x 2,4 x 1,2 cm
Finish: Alluminium

**HANDLE GROUP "MA"**
HANDLE M22

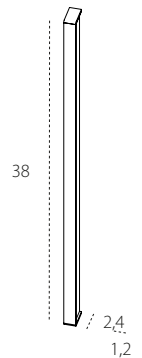
Long bar
For doors and drawers
Dimensions: 22 x 2,4 x 1,2 cm
Finish: Alluminium

**HANDLE GROUP "ML"**
HANDLE ML11

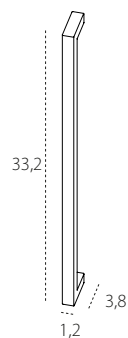
Short bar
For doors and drawers
Dimensions: 11 x 2,4 x 1,2 cm
Finish: Alluminium + wood

**HANDLE GROUP "ML"**
HANDLE ML38

Long bar
For doors and drawers
Dimensions: 38 x 2,4 x 1,2 cm
Finish: Alluminium + wood

**HANDLE GROUP "MA"**
HANDLE M33

For doors and drawers
Dimensions: 33,2 x 3,8 x 1,2 cm
Finish: Alluminium

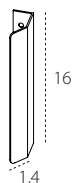


HANDLE W016

Handle flushing with the edge of the door.

It can be used on wooden hinged doors with soft closing hinges, on plain, multicolour and carved doors, drawers and inner chest of drawers. 16 x 1,4 cm

Finish: Anodized aluminium
Lacquered as per Cleicoloursystem

**HANDLE W032**

Handle flushing with the edge of the door.

It can be used on wooden hinged doors with soft closing hinges, on plain, multicolour and Dialux doors with grooves, drawers and inner chest of drawers.

Dimensions: 32,2 x 1,4 cm

Finish: Anodized aluminium Lacquered
as per Cleicoloursystem

**HANDLE W117**

Handle flushing with the edge of the door.

It can be used on plain, multicolour and Dialux doors with grooves.

Dimensions: 117,1 x 1,4 cm

Finish: Anodized aluminium Lacquered as per Cleicoloursystem

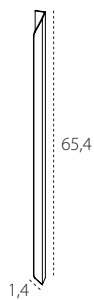


HANDLE D55

Handle flushing with the edge of the door, It can be used on wooden hinged doors with soft closing hinges on Dialux doors with grooves only.

Dimensions: cut 55°
65,4 x 1,4 cm

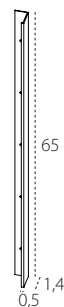
Finish: Anodized aluminium
Lacquered as per Cleicoloursystem

**HANDLE GROUP "FA"
HANDLE MB654**

Handle used exclusively on Dialux doors with grooves.

Dimensions: 65 x 0,5 x 1,4 cm

Finish: Alluminium

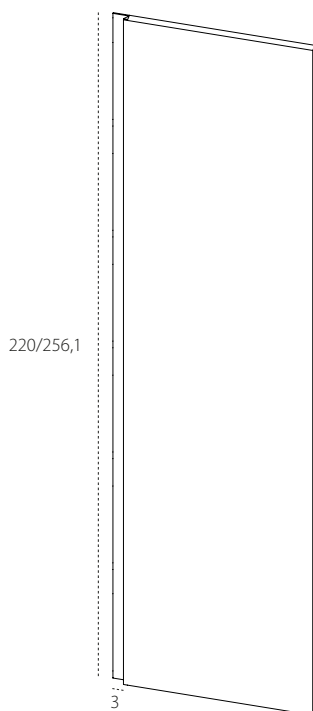
**HANDLE G30**

vertical handleless doors

Handle applied to the right or left side of hinged doors only.

Dimensions: 220/256,1 x 3 cm

Finish: laccata in tutte le varianti
Cleicoloursystem

**HANDLE G80**

vertical handleless doors

Handle applied to the right or left side of hinged doors only.

Dimensions: 220/256,1 x 8 cm

Finish: laccata in tutte le varianti
Cleicoloursystem

