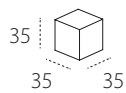
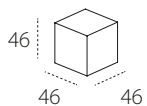
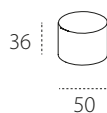
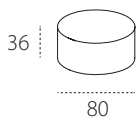




POUF QUADRATO
FISSO cm 35x35 e cm 46x46
SU RUOTE cm 46x46


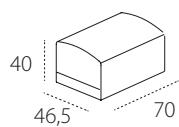


POUF ROTONDO
FISSO Ø cm 50 e Ø cm 80





POUF OSLO

POUF TANGO
cm 105x80 e 105x105